



BASAN COMMODITY LIMITED

DAILY COMMODITY REPORT 29th Jan 2018

GOLD STRONG

RANGE : 30100 - 30500

What Chart Says :

Feb Gold prices opened at 30300 levels extended its gains towards 30464 levels and finally ended its day at 30361 levels.

Charts are looking strong for medium term and Prices are likely to trade sideways to higher towards 30500 followed by 30800 levels. Prices must close below 29900 levels to change our bullish bias.



SILVER BULLISH

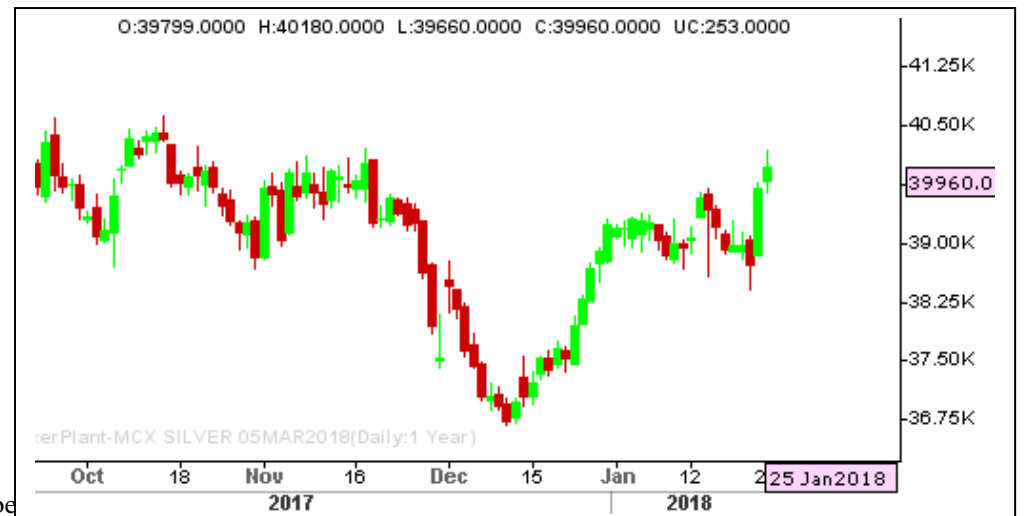
RANGE : 39500 - 40500

What Chart Says :

Mar Silver prices settled at 39799 levels, gained from the day's low of 39660 levels to settle at 39960 levels.

Mar Silver prices has turned strong. Prices are likely to continue its positive momentum towards 40400 followed by 40700 levels in near term. Any strong break and close below 39000 only can change our bullish bias.

Hold longs initiated at 39800 levels with stop below 39000 for the targets of 40500 and 41000 levels.



Registered Office:#15-8-1/2/3, 2nd floor, Slddiambe

Corporate Office: #3-6-196/197, Pnme Plaza, 2nd floor, flat No. 204 A & B, H1mayath Nagar, Hyderabad - 500029, Telangana State.INDIA.

Ph:+91-40-64645000,Fax: +91-40-23262166,E-mail:support@basanonline.com,Website:www.basanonline.com



BASAN COMMODITY LIMITED

DAILY COMMODITY REPORT 29th Jan 2018

CRUDE OIL FIRM

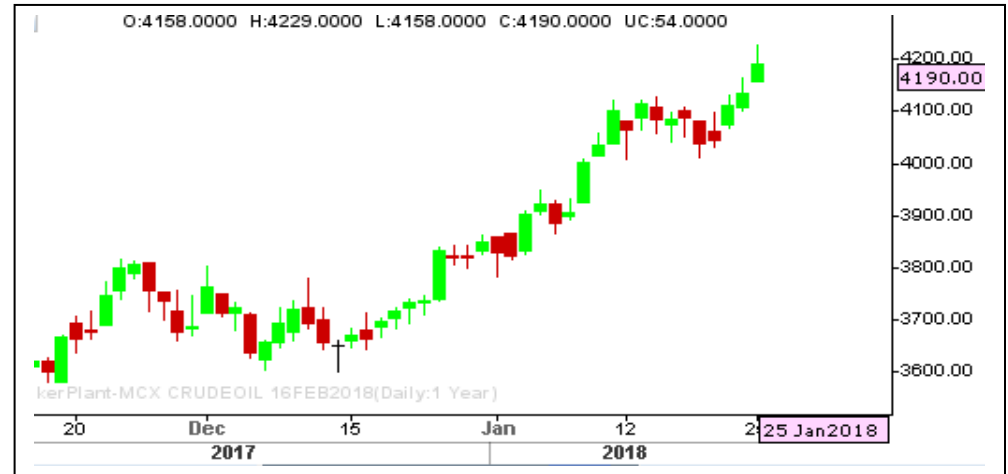
RANGE : 4150 - 4280

What Chart Says :

Feb Crude Oil has opened at 4158 levels and gained its positive momentum to settle at 4190 levels by posting a high of 4229 levels.

As prices has strongly settled over key 3120 levels after consolidating, Prices are likely to extend its gains towards 4220 followed 4280 levels.

Hold longs initiated at 4160 levels with stop below 4100 for the targets of 4220 levels followed by 4280 levels.



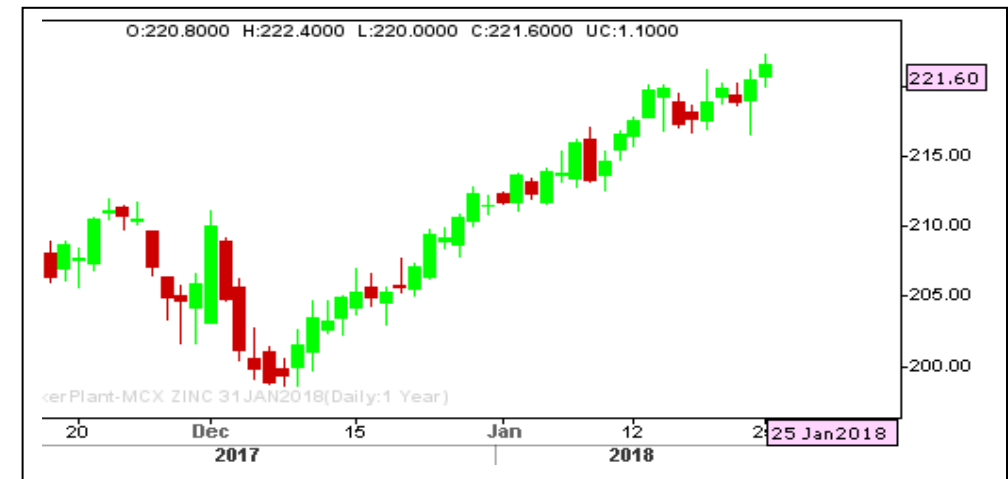
ZINC POSITIVE

RANGE : 218.00 - 222.00

What Chart Says :

Jan Zinc has settled at 221.60 levels, regained its strength from day's low of 220.00 levels.

Any strong close below 216 only can shift its trend to bearish again. Till then our bias remains firm targeting 223 followed by 225 levels.



Registered Office:#15-8-1/2/3, 2nd floor, Sliddiamber Bazar, Hyderabad - 500012, Telangana State. INDIA.

Corporate Office: #3-6-196/197, Pnme Plaza, 2nd floor, flat No. 204 A & B, H1mayath Nagar, Hyderabad - 500029, Telangana State.INDIA.

Ph:+91-40-64645000,Fax: +91-40-23262166,E-mail:support@basanonline.com,Website:www.basanonline.com



BASAN COMMODITY LIMITED

DAILY COMMODITY REPORT 29th Jan 2018

COMMODITIES	TREND	R1	R2	R3	PIVOT POINT	S1	S2	S3	Close
ALUMINI 30MAR2018	BEARISH	143.7	144.6	146.3	142.9	142	141.2	139.5	142.8
ALUMINI 28FEB2018	BEARISH	143.23	144.76	147.11	142.41	140.88	140.06	137.71	141.7
ALUMINI 31JAN2018	BEARISH	143.26	144.88	147.38	142.38	140.76	139.88	137.38	141.65
ALUMINIUM 30MAR2018	BEARISH	143.78	145.31	147.71	142.91	141.38	140.51	138.11	142.25
ALUMINIUM 28FEB2018	BEARISH	143.26	144.83	147.23	142.43	140.86	140.03	137.63	141.7
ALUMINIUM 31JAN2018	BEARISH	143.26	144.93	147.48	142.38	140.71	139.83	137.28	141.6
CARDAMOM 13APR2018	BEARISH	1147.26	1152.53	1161.43	1143.63	1138.36	1134.73	1125.83	1142
CARDAMOM 15MAR2018	BEARISH	1145.03	1157.96	1182.86	1133.06	1120.13	1108.16	1083.26	1132.1
CARDAMOM 15FEB2018	BEARISH	1137.8	1158.1	1195.6	1120.6	1100.3	1083.1	1045.6	1117.5
COPPER 29JUN2018	BEARISH	462.13	462.46	463.06	461.86	461.53	461.26	460.66	461.8
COPPER 30APR2018	BEARISH	459.4	463.35	469.6	457.1	453.15	450.85	444.6	455.45
COPPER 28FEB2018	BEARISH	456	460.15	466.55	453.75	449.6	447.35	440.95	451.85
COPPERM 29JUN2018	BULLISH	464.05	466.35	471	461.7	459.4	457.05	452.4	461.75
COPPERM 30APR2018	BEARISH	459.23	463.21	469.36	457.06	453.08	450.91	444.76	455.25
COPPERM 28FEB2018	BEARISH	456.43	461.01	468.06	453.96	449.38	446.91	439.86	451.85
COTFEBMA18 28FEB2018	BEARISH	216.66	223.33	233.33	213.33	206.66	203.33	193.33	210
COTJANFE18 31JAN2018	BEARISH	263.33	286.66	326.66	246.66	223.33	206.66	166.66	240
COTJANMA18 31JAN2018	BULLISH	486.66	493.33	513.33	473.33	466.66	453.33	433.33	480
COTTON 30APR2018	BULLISH	21130	21180	21280	21080	21030	20980	20880	21080
COTTON 30MAR2018	BEARISH	20916.7	21023.3	21203.3	20843.33	20736.7	20663.3	20483.3	20810
COTTON 28FEB2018	BEARISH	20720	20830	21030	20630	20520	20430	20230	20610
COTTON 31JAN2018	BEARISH	20466.7	20553.3	20713.3	20393.33	20306.7	20233.3	20073.3	20380
CPO 30APR2018	BEARISH	582.76	584.93	589.23	580.63	578.46	576.33	572.03	580.6
CPO 28MAR2018	BULLISH	579.7	582.2	587.3	577.1	574.6	572	566.9	577.2
CPO 28FEB2018	BEARISH	578.1	581.8	588.8	574.8	571.1	567.8	560.8	574.4
CPO 31JAN2018	BEARISH	565.96	569.53	575.73	563.33	559.76	557.13	550.93	562.4
CRUDEOIL 19JUL2018	BULLISH	4157	4157	4157	4157	4157	4157	4157	4157
CRUDEOIL 19JUN2018	BEARISH	4191	4197	4208	4186	4180	4175	4164	4185
CRUDEOIL 21MAY2018	BEARISH	4195.66	4213.33	4247.33	4179.33	4161.66	4145.33	4111.33	4178
CRUDEOIL 19APR2018	BULLISH	4215	4238	4284	4192	4169	4146	4100	4192
CRUDEOIL 19MAR2018	BULLISH	4226.33	4263.66	4341.66	4185.66	4148.33	4107.66	4029.66	4189
CRUDEOIL 16FEB2018	BEARISH	4226.66	4263.33	4334.33	4192.33	4155.66	4121.33	4050.33	4190
CRUDEOIL 21MAY2018	BULLISH	4212	4234	4287	4181	4159	4128	4075	4190
CRUDEOILM 19APR2018	BEARISH	4215	4240	4289	4191	4166	4142	4093	4190
CRUDEOILM 19MAR2018	BULLISH	4223.33	4256.66	4323.66	4189.66	4156.33	4122.66	4055.66	4190
CRUDEOILM 16FEB2018	BEARISH	4243.33	4297.66	4399.66	4195.66	4141.33	4093.66	3991.66	4189
GOLD 03AUG2018	BULLISH	30615	30615	30615	30615	30615	30615	30615	30615

Registered Office:#15-8-1/2/3, 2nd floor, Slddiamber Bazar, Hyderabad - 500012, Telangana State. INDIA.

Corporate Office: #3-6-196/197, Pnme Plaza, 2nd floor, flat No. 204 A & B, H1mayath Nagar, Hyderabad - 500029, Telangana State.INDIA.

Ph:+91-40-64645000,Fax: +91-40-23262166,E-mail:support@basanonline.com,Website:www.basanonline.com



BASAN COMMODITY LIMITED

DAILY COMMODITY REPORT 29th Jan 2018

COMMODITIES	TREND	R1	R2	R3	PIVOT POINT	S1	S2	S3	Close
GOLD 05JUN2018	BULLISH	30546.3	30686.7	30989.7	30383.66	30243.3	30080.7	29777.7	30406
GOLD 05APR2018	BEARISH	30430.3	30585.7	30893.7	30277.66	30122.3	29969.7	29661.7	30275
GOLD 27MAR2018	BEARISH	541.83	576.16	636.66	515.66	481.33	455.16	394.66	507.5
GOLD 27MAR2018	BULLISH	477	477	477	477	477	477	477	477
GOLD 27MAR2018	BULLISH	150	150	150	150	150	150	150	150
GOLD 05FEB2018	BULLISH	30493.3	30625.7	30919.7	30331.66	30199.3	30037.7	29743.7	30361
GOLD 29JAN2018	BULLISH	907	991.5	1164.5	818.5	734	645.5	472.5	822.5
GOLD 29JAN2018	BEARISH	705	783	901	665	587	547	429	627
GOLD 29JAN2018	BULLISH	687	783.5	1023.5	543.5	447	303.5	63.5	590.5
GOLD 29JAN2018	BULLISH	440	440	440	440	440	440	440	440
GOLD 29JAN2018	BEARISH	408	566.5	841.5	291.5	133	16.5	-258.5	249.5
GOLD 29JAN2018	BEARISH	4.33	5.16	6.66	3.66	2.83	2.16	0.66	3.5
GOLD 29JAN2018	BEARISH	37.66	55.33	88.33	22.33	4.66	-10.66	-43.66	20
GOLD 29JAN2018	BEARISH	3.66	4.83	6.83	2.83	1.66	0.83	-1.16	2.5
GOLD 29JAN2018	BEARISH	297.33	423.66	673.66	173.66	47.33	-76.33	-326.33	171
GOLD 29JAN2018	BULLISH	2	2.5	3.5	1.5	1	0.5	-0.5	1.5
GOLD 29JAN2018	BEARISH	1390	1470	1620	1320	1240	1170	1020	1310
GOLD 29JAN2018	BULLISH	1200	1249	1347	1151	1102	1053	955	1151
GOLDGUINEA 28MAR2018	BEARISH	24324	24441	24650	24232	24115	24023	23814	24207
GOLDGUINEA 28FEB2018	BULLISH	24423.3	24510.7	24724.7	24296.66	24209.3	24082.7	23868.7	24336
GOLDGUINEA 31JAN2018	BULLISH	24742.7	24841.3	25081.3	24601.33	24502.7	24361.3	24121.3	24644
GOLDM 05APR2018	BEARISH	30408.7	30563.3	30857.3	30269.33	30114.7	29975.3	29681.3	30254
GOLDM 05MAR2018	BEARISH	30362	30506	30791	30221	30077	29936	29651	30218
GOLDM 05FEB2018	BULLISH	30500.3	30633.7	30924.7	30342.66	30209.3	30051.7	29760.7	30367
GOLDPETAL 30APR2018	BEARISH	3056.33	3093.66	3165.66	3021.66	2984.33	2949.66	2877.66	3019
GOLDPETAL 28MAR2018	BULLISH	3015.33	3023.66	3040.66	3006.66	2998.33	2989.66	2972.66	3007
GOLDPETAL 28FEB2018	BEARISH	3006	3015	3032	2998	2989	2981	2964	2997
GOLDPETAL 31JAN2018	BEARISH	3038	3068	3117	3019	2989	2970	2921	3008
LEAD 30MAR2018	BULLISH	167.73	168.56	170.71	166.41	165.58	164.26	162.11	166.9
LEAD 28FEB2018	BEARISH	167.71	170.43	174.58	166.28	163.56	162.13	157.98	165
LEAD 31JAN2018	BEARISH	167.33	170.41	175.16	165.66	162.58	160.91	156.16	164.25
LEADMINI 30APR2018	BULLISH	167.16	167.63	168.68	166.58	166.11	165.53	164.48	166.7
LEADMINI 30MAR2018	BEARISH	168.08	169.61	172.41	166.81	165.28	164.01	161.21	166.55
LEADMINI 28FEB2018	BEARISH	167.71	170.43	174.58	166.28	163.56	162.13	157.98	165
LEADMINI 31JAN2018	BEARISH	167.31	170.33	174.98	165.68	162.66	161.03	156.38	164.3
MENTHAOIL 29JUN2018	BEARISH	1249.93	1257.96	1273.96	1241.96	1233.93	1225.96	1209.96	1241.9
MENTHAOIL 30APR2018	BEARISH	1537.9	1558.3	1591.3	1525.3	1504.9	1492.3	1459.3	1517.5

Registered Office:#15-8-1/2/3, 2nd floor, Slddiamber Bazar, Hyderabad - 500012, Telangana State. INDIA.

Corporate Office: #3-6-196/197, Pnme Plaza, 2nd floor, flat No. 204 A & B, H1mayath Nagar, Hyderabad - 500029, Telangana State.INDIA.

Ph:+91-40-64645000,Fax: +91-40-23262166,E-mail:support@basanonline.com,Website:www.basanonline.com



BASAN COMMODITY LIMITED

DAILY COMMODITY REPORT 29th Jan 2018

COMMODITIES	TREND	R1	R2	R3	PIVOT POINT	S1	S2	S3	Close
MENTHAOIL 28MAR2018	BEARISH	1539.3	1563.6	1606.5	1520.7	1496.4	1477.8	1434.9	1515
MENTHAOIL 28FEB2018	BEARISH	1526.86	1549.23	1590.93	1507.53	1485.16	1465.83	1424.13	1504.5
MENTHAOIL 31JAN2018	BULLISH	1526.46	1547.73	1595.73	1499.73	1478.46	1451.73	1403.73	1505.2
NATURALGAS 26MAR2018	BULLISH	188.13	190.06	194.06	186.06	184.13	182.06	178.06	186.2
NATURALGAS 23FEB2018	BULLISH	203.03	205.96	213.06	198.86	195.93	191.76	184.66	200.1
NICKEL 30MAR2018	BEARISH	883.4	894.4	913.5	875.3	864.3	856.2	837.1	872.4
NICKEL 28FEB2018	BEARISH	883.23	896.16	921.46	870.86	857.93	845.56	820.26	870.3
NICKEL 31JAN2018	BULLISH	881.2	894.2	920.6	867.8	854.8	841.4	815	868.2
NICKELM 31MAY2018	BULLISH	885.66	890.13	899.83	880.43	875.96	870.73	861.03	881.2
NICKELM 30APR2018	BULLISH	872.7	872.7	872.7	872.7	872.7	872.7	872.7	872.7
NICKELM 30MAR2018	BEARISH	886.06	897.43	919.83	875.03	863.66	852.63	830.23	874.7
NICKELM 28FEB2018	BEARISH	883.33	896.16	921.56	870.76	857.93	845.36	819.96	870.5
NICKELM 31JAN2018	BULLISH	881.56	895.03	922.13	867.93	854.46	840.83	813.73	868.1
SILVER 04MAY2018	BULLISH	40702.7	40944.3	41453.3	40435.33	40193.7	39926.3	39417.3	40461
SILVER 05MAR2018	BULLISH	40206.7	40453.3	40973.3	39933.33	39686.7	39413.3	38893.3	39960
SILVERM 29JUN2018	BEARISH	41059.3	41246.7	41573.7	40919.66	40732.3	40592.7	40265.7	40872
SILVERM 30APR2018	BULLISH	40751.7	41035.3	41656.3	40414.33	40130.7	39793.3	39172.3	40468
SILVERM 28FEB2018	BULLISH	40223	40474	41006	39942	39691	39410	38878	39972
SILVERMIC 29JUN2018	BEARISH	41691.3	42543.7	44091.7	40995.66	40143.3	39447.7	37899.7	40839
SILVERMIC 30APR2018	BULLISH	40712	40950	41439	40461	40223	39972	39483	40474
SILVERMIC 28FEB2018	BULLISH	40214.3	40461.7	40980.7	39942.66	39695.3	39423.7	38904.7	39967
ZINC 30MAR2018	BULLISH	221.13	221.81	223.31	220.31	219.63	218.81	217.31	220.45
ZINC 28FEB2018	BULLISH	221.81	222.98	225.43	220.53	219.36	218.08	215.63	220.65
ZINC 31JAN2018	BULLISH	222.66	223.73	226.13	221.33	220.26	218.93	216.53	221.6
ZINCMINI 30MAR2018	BEARISH	221.5	222.8	225.3	220.3	219	217.8	215.3	220.2
ZINCMINI 28FEB2018	BULLISH	221.7	222.8	225.1	220.5	219.4	218.2	215.9	220.6
ZINCMINI 31JAN2018	BULLISH	222.63	223.66	226.01	221.31	220.28	218.96	216.61	221.6

Registered Office:#15-8-1/2/3, 2nd floor, Sllddiamber Bazar, Hyderabad - 500012, Telangana State. INDIA.

Corporate Office: #3-6-196/197, Pnme Plaza, 2nd floor, flat No. 204 A & B, H1mayath Nagar, Hyderabad - 500029, Telangana State.INDIA.

Ph:+91-40-64645000,Fax: +91-40-23262166,E-mail:support@basanonline.com,Website:www.basanonline.com