



BASAN EQUITY BROKING LIMITED

DAILY EQUITY REPORT 28th July 2017

NIFTY BUY ON DIPS

STOP : 9950

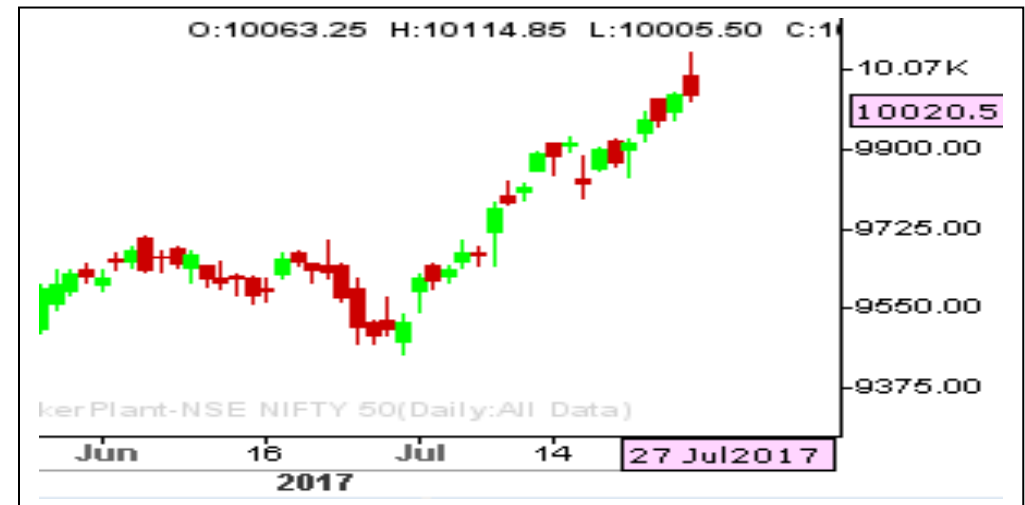
TARGET : 10090

What Chart Says :

Benchmark Nifty settled at historic highs of 10020.55 levels. For the day trend remains firm targeting 10090 levels initial followed by 10120 levels. Any corrective declines could found strong base at 9970-9965 levels.

Alternatively any strong close below 9960 can put some pressure on prices.

Buy on dips till price manages to trade above 9970 for the price objective of 10050 followed by 10090 levels.



BANK NIFTY BUY ON DIPS

STOP : 24400

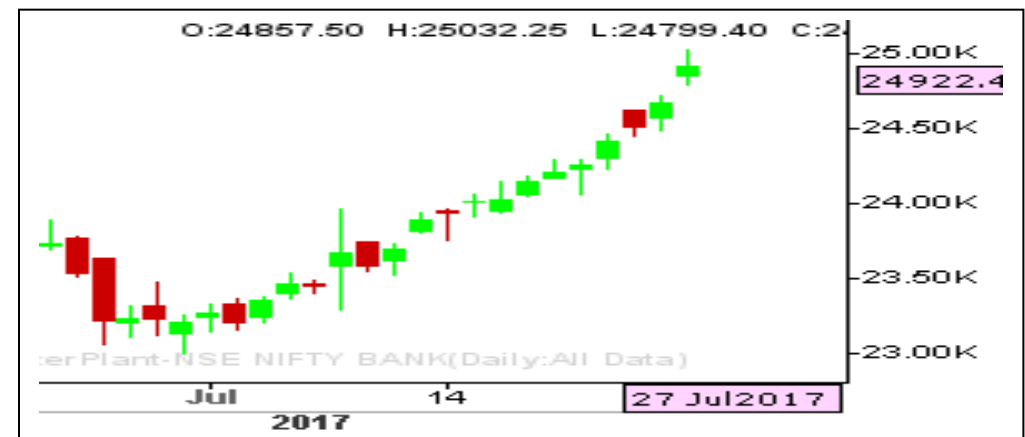
TARGET : 25500

What Chart Says :

Bank Nifty is in a strong bullish trend and Prices are expected to trade sideways to higher towards 25200 followed by 25500 levels. Any corrective declines can't be ruled out towards 24600 levels.

To attract any selling interest price needs to clear 24400 levels.

Buy on dips for 25500 levels with stop below 24400.



Registered Office:#15-8-1/2/3, 2nd floor, Sliddiamber Bazar, Hyderabad - 500012, Telangana State. INDIA.

Corporate Office: #3-6-196/197, Pnme Plaza, 2nd floor, flat No. 204 A & B, H1mayath Nagar, Hyderabad - 500029, Telangana State.INDIA.

Ph:+91-40-64645000,Fax: +91-40-23262166,E-mail:support@basanonline.com,Website:www.basanonline.com



BASAN EQUITY BROKING LIMITED

DAILY EQUITY REPORT 28th July 2017

CASH JINDALSTEEL

STOP : 140

TARGET:180

What Chart Says :

BUY JINDAL STEEL with stop below 140 for the price targets of 180 levels.

Hold UNITECH on dips for 14.00 with stop below 8.00. CMP:9.40.

Hold GVKPIL for the price objective of 14.00 levels with stop below 7.00. CMP : 11.65



FUTURES VEDL

STOP : 275

TARGET : 290

What Chart Says :

BUY VEDL AUG Futures at CMP: 280.95 and SELL AUG 290 CALL at CMP : 7.85. We are expecting 290 levels in near term.

Buy AMBUJA CEMENT for the price objective of 284 levels with stop below 260. CMP : 265.10

We are holding BUYS in HAVELLS for the price objective of 490 levels with stop below 455 levels. CMP:464.00.

OUR STOP TRIGGERED IN UNION BANK. EXIT LONGS.



Registered Office:#15-8-1/2/3, 2nd floor, Sliddiamber Bazar, Hyderabad - 500012, Telangana State. INDIA.

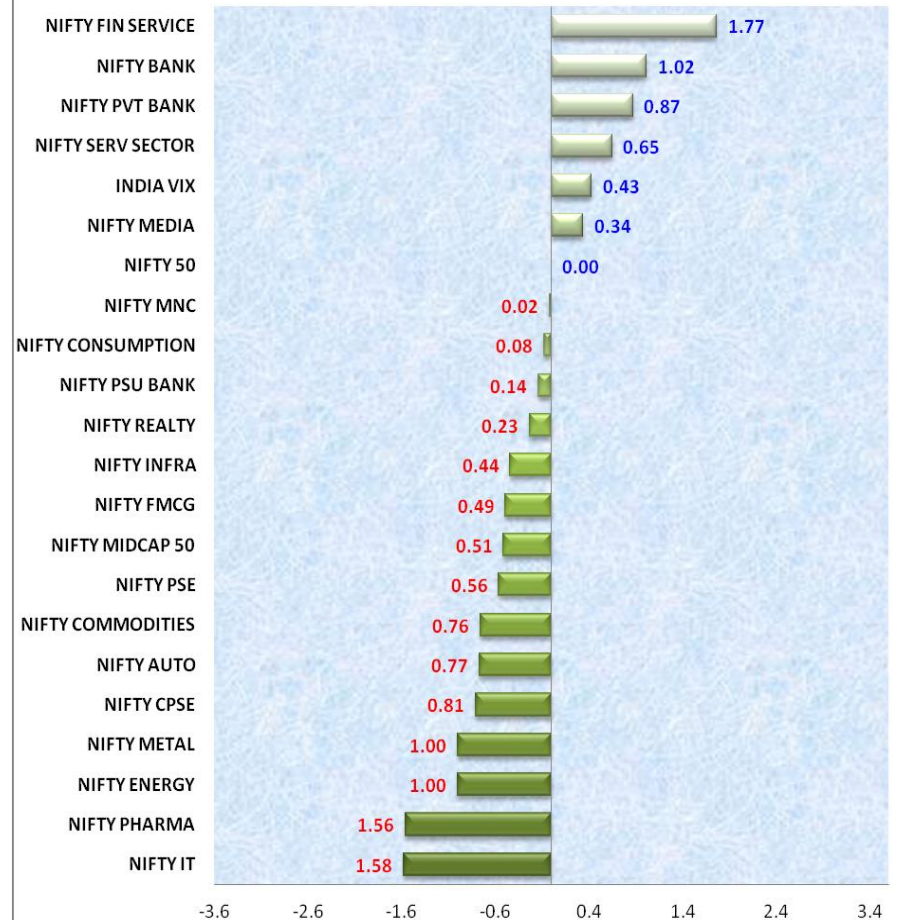
Corporate Office: #3-6-196/197, Pnme Plaza, 2nd floor, flat No. 204 A & B, H1mayath Nagar, Hyderabad - 500029, Telangana State.INDIA.

Ph:+91-40-64645000,Fax: +91-40-23262166,E-mail:support@basanonline.com,Website:www.basanonline.com

- Long Build up was found in HDFC, GODREJCP, YESBANK, TATAELXSI.
- Short Covering was observed in INFIBEAM
- Long Unwinding was seen in UJJIVAN, FEDERALBANK, ICICIPRULI in AUG Futures.
- Short Built up was identified in BHEL
- INDEX Drivers are SINTEX, IDBI, SREINFRA

NIFTY OPTION STRATEGY : BUY NIFTY 10200 CALL AT 64.00 RANGE AND SELL 10300 CALL AT 35.00 LEVELS.

Domestic Index %Performance





BASAN EQUITY BROKING LIMITED

DAILY EQUITY REPORT 28th July 2017

NIFTY 50	TREND	R1	R2	R3	PIVOT POINT	S1	S2	S3	Close	Prev.Close	%Chg
ACC	BEARISH	1726.48	1746.62	1781.02	1712.22	1692.08	1677.82	1643.42	1706.35	1726.1	-1.14
ADANI PORTS	BULLISH	395.6	398.15	404.5	391.8	389.25	385.45	379.1	393.05	390.75	0.59
AMBUJACEM	BEARISH	267.03	269.17	272.82	265.52	263.38	261.87	258.22	264.9	267.8	-1.08
ASIANPAINT	BEARISH	1143.87	1153.73	1172.53	1134.93	1125.07	1116.13	1097.33	1134	1150.1	-1.4
AUROPHARMA	BEARISH	753.77	759.83	771.23	748.43	742.37	737.03	725.63	747.7	750.25	-0.34
AXISBANK	BEARISH	540.07	551.28	569.83	532.73	521.52	514.18	495.63	528.85	544.95	-2.95
BAJAJ-AUTO	BULLISH	2853.03	2864.72	2888.32	2841.12	2829.43	2817.52	2793.92	2841.35	2847.7	-0.22
BANKBARODA	BEARISH	165.57	167.78	171.28	164.28	162.07	160.78	157.28	163.35	165	-1
BHARTIARTL	BULLISH	430.28	434.32	442.62	426.02	421.98	417.72	409.42	426.25	427.8	-0.36
BOSCHLTD	BULLISH	24493.5	24706.8	25226.8	24186.75	23973.5	23666.8	23146.8	24280.3	24246.85	0.14
BPCL	BULLISH	473.8	476.2	482.25	470.15	467.75	464.1	458.05	471.4	466.9	0.96
CIPLA	BULLISH	580.77	586.08	600.03	572.13	566.82	558.18	544.23	575.45	564.4	1.96
COALINDIA	BULLISH	262.35	264.05	267.9	260.2	258.5	256.35	252.5	260.65	258.3	0.91
DRREDDY	BULLISH	2722.3	2737.25	2772.9	2701.6	2686.65	2665.95	2630.3	2707.35	2692.15	0.56
EICHERMOT	BULLISH	29265.6	29528.8	30220.7	28836.83	28573.7	28144.9	27452.9	29002.5	28407.45	2.09
GAIL	BEARISH	382.8	389.95	402.3	377.6	370.45	365.25	352.9	375.65	373.35	0.62
HCLTECH	BEARISH	902.8	912.9	932.4	893.4	883.3	873.9	854.4	892.7	895.05	-0.26
HDFC	BULLISH	1644.83	1656.22	1680.02	1632.42	1621.03	1608.62	1584.82	1633.45	1632.05	0.09
HDFCBANK	BULLISH	1757.53	1767.52	1790.02	1745.02	1735.03	1722.52	1700.02	1747.55	1739.65	0.45
HEROMOTOCO	BULLISH	3746.27	3775.08	3833.53	3716.63	3687.82	3658.18	3599.73	3717.45	3709.05	0.23
HINDALCO	BULLISH	223.32	225.08	229.13	221.03	219.27	216.98	212.93	221.55	220.2	0.61
HINDUNILVR	BULLISH	1173.92	1183.28	1208.93	1157.63	1148.27	1131.98	1106.33	1164.55	1149.6	1.3
IBULHSGFIN	BEARISH	1209.43	1229.62	1262.92	1196.32	1176.13	1163.02	1129.72	1189.25	1197.85	-0.72
ICICIBANK	BULLISH	312.72	315.08	321.53	308.63	306.27	302.18	295.73	310.35	304.15	2.04
INDUSINDBK	BULLISH	1597.92	1615.63	1663.98	1567.28	1549.57	1518.93	1470.58	1580.2	1542.5	2.44
INFRATEL	BULLISH	416.42	419.33	426.68	411.98	409.07	404.63	397.28	413.5	415.65	-0.52
INFY	BEARISH	998.57	1003.08	1011.68	994.48	989.97	985.88	977.28	994.05	993.85	0.02
IOC	BEARISH	375.8	377.95	382	373.9	371.75	369.85	365.8	373.65	374.8	-0.31
ITC	BULLISH	294.77	295.88	298.63	293.13	292.02	290.38	287.63	293.65	291.4	0.77
KOTAKBANK	BEARISH	993.83	1001.12	1014.02	988.22	980.93	975.32	962.42	986.55	987.95	-0.14
LT	BULLISH	1187.5	1194.75	1212.75	1176.75	1169.5	1158.75	1140.75	1180.25	1170.85	0.8
LUPIN	BULLISH	1129.67	1135.73	1148.88	1122.58	1116.52	1109.43	1096.28	1123.6	1120.45	0.28
M&M	BULLISH	1426.12	1438.73	1469.88	1407.58	1394.97	1376.43	1345.28	1413.5	1389.8	1.71
MARUTI	BULLISH	7605.5	7645.75	7736.75	7554.75	7514.5	7463.75	7372.75	7565.25	7504.85	0.8
NTPC	BULLISH	167.67	168.98	172.13	165.83	164.52	162.68	159.53	166.35	163.9	1.49
ONGC	BULLISH	164.6	165.2	166.4	164	163.4	162.8	161.6	164	163.3	0.43
POWERGRID	BULLISH	218.32	219.33	221.73	216.93	215.92	214.53	212.13	217.3	217	0.14

Registered Office:#15-8-1/2/3, 2nd floor, Slddiamber Bazar, Hyderabad - 500012, Telangana State. INDIA.

Corporate Office: #3-6-196/197, Pnme Plaza, 2nd floor, flat No. 204 A & B, H1mayath Nagar, Hyderabad - 500029, Telangana State.INDIA.

Ph:+91-40-64645000,Fax: +91-40-23262166,E-mail:support@basanonline.com,Website:www.basanonline.com



BASAN EQUITY BROKING LIMITED

DAILY EQUITY REPORT 28th July 2017

NIFTY 50	TREND	R1	R2	R3	PIVOT POINT	S1	S2	S3	Close	Prev.Close	%Chg
RELIANCE	BEARISH	1621.42	1648.03	1691.18	1604.88	1578.27	1561.73	1518.58	1594.8	1622.75	-1.72
SBIN	BULLISH	300.07	301.78	305.43	298.13	296.42	294.48	290.83	298.35	295.8	0.86
SUNPHARMA	BEARISH	580.37	588.63	603.33	573.93	565.67	559.23	544.53	572.1	579.5	-1.28
TATAMOTORS	BEARISH	457.47	469.53	490.18	448.88	436.82	428.23	407.58	445.4	457.3	-2.6
TATAMTRDVR	BEARISH	269.13	275.97	286.82	265.12	258.28	254.27	243.42	262.3	270.5	-3.03
TATAPOWER	BEARISH	82.82	83.63	84.93	82.33	81.52	81.03	79.73	82	82.55	-0.67
TATASTEEL	BEARISH	567.17	573.08	583.53	562.63	556.72	552.18	541.73	561.25	565.75	-0.8
TCS	BEARISH	2555.5	2629.3	2747.6	2511	2437.2	2392.7	2274.4	2481.7	2556	-2.91
TECHM	BEARISH	384.28	391.32	402.62	380.02	372.98	368.72	357.42	377.25	389.35	-3.11
ULTRACEMCO	BEARISH	4091.55	4140.15	4218.9	4061.4	4012.8	3982.65	3903.9	4042.95	4074.4	-0.77
VEDL	BEARISH	283.57	287.23	294.43	280.03	276.37	272.83	265.63	279.9	280.95	-0.37
WIPRO	BEARISH	292.88	296.07	302.07	290.07	286.88	284.07	278.07	289.7	289.35	0.12
YESBANK	BULLISH	1808.57	1831.28	1887.28	1775.28	1752.57	1719.28	1663.28	1785.85	1711.95	4.32
ZEEL	BULLISH	543.85	548.4	560.8	536	531.45	523.6	511.2	539.3	530.65	1.63

Registered Office:#15-8-1/2/3, 2nd floor, Slddiamber Bazar, Hyderabad - 500012, Telangana State. INDIA.

Corporate Office: #3-6-196/197, Pnme Plaza, 2nd floor, flat No. 204 A & B, H1mayath Nagar, Hyderabad - 500029, Telangana State.INDIA.

Ph:+91-40-64645000,Fax: +91-40-23262166,E-mail:support@basanonline.com,Website:www.basanonline.com